

# SBC Scrutiny Committee

## Fire related crime in Stockton

Steve Johnson  
Area Manager Prevention & Protection

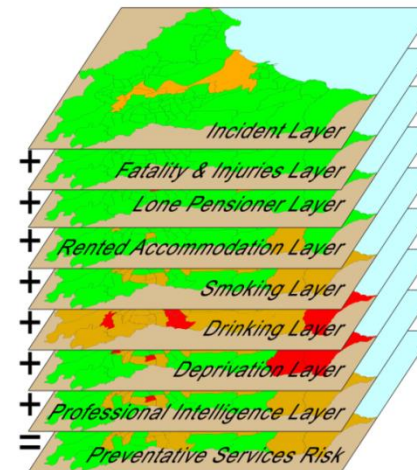


# Managing our risk - Prevention



## Strategic Approach

- Our Community Risk Profile uses various data to identify those people who we deem more at risk from fire
- Our Community Safety Strategy focuses on the High Risks within local communities
- We use an integrated and targeted approach to focus on vulnerability, with services delivered to reduce risk and change peoples behaviours

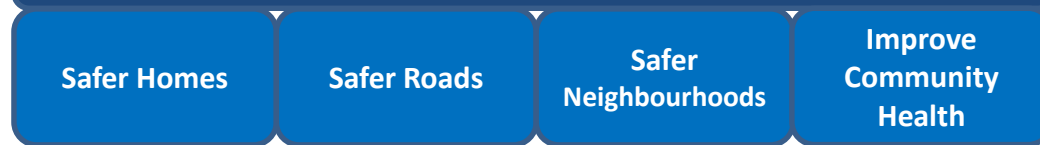


| Risk                              | Incident Type   |        |
|-----------------------------------|---|--------|
| Property Fire                     | accidental and deliberate dwelling fires (primary fire)   | High   |
|                                   | industrial and commercial fires (primary fire)            | High   |
|                                   | other building fires (primary fire)                       | Medium |
| Transport                         | road traffic collisions (special service)                 | High   |
|                                   | rail incidents (special service)                          | Medium |
|                                   | sea/river/water incidents (special service)               | Medium |
| Industrial                        | air incidents (special service)                           | Medium |
|                                   | industrial high hazard incidents (primary fire)           | High   |
|                                   | accidental and deliberate nuisance fires (secondary fire) | Medium |
| Neighborhoods and the Environment | flooding (special service)                                | Medium |
|                                   | vehicle fires (primary fire)                              | High   |
|                                   | heritage incidents (primary fire)                         | Medium |
|                                   | other special services (special service)                  | Low    |
| National Resilience               | monitored and assessed by Government                      |        |
| Community Health and Wellbeing    | bariatric incidents (special service)                     | Low    |
|                                   | emergency medical response incidents (special service)    | High   |

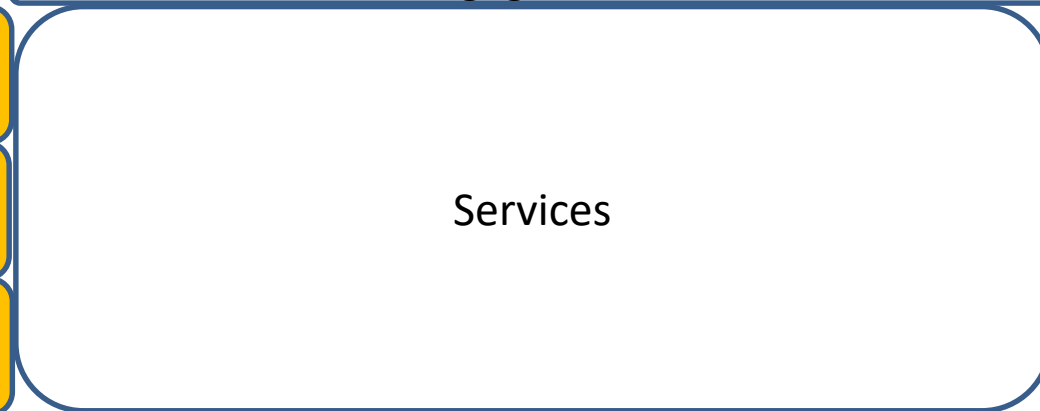
# Managing our risk - Prevention



## Delivery Model



## Engagement



|                  |               |   |   |   |   |             |
|------------------|---------------|---|---|---|---|-------------|
| <b>MECHANISM</b> | Collaboration | ✓ | ✓ | ✓ | ✓ | Added value |
|                  | Partnership   | ✓ | ✓ | ✓ | ✓ |             |
|                  | Stand alone   | ✓ | ✓ | ✓ |   |             |

# Managing risks within the Home



## Safer Homes

Targeted Engagement to reduce Accidental fires in people homes; 65+, Deprivation, Smokers, Drinkers, Rented Accommodation, Emerging areas of isolation, mental health and drugs

### Advice

Slips Trips & Falls  
Alcohol screening tool  
Smoking cessation  
Loneliness & Isolation

Proactive - Season Campaigns  
Reactive – Warn & Inform

Proactive - Season Campaigns Brigade  
Comms Calendar  
Reactive - Thematic

### Education

Crucial Crew safety carousels

LIFE, Family LIFE and SAFE  
Education – Schools, Princes Trust  
Active Resource Deployments  
YEI – Youth Employment Initiative

Schools Education  
Community Groups  
Community events  
Hot Strikes

### Intervention

ICST – Hartlepool  
Transformation Team – R&C  
CLOs in Safer Partnerships  
Social regeneration projects – WIT SAZ  
Local environmental initiatives - BOYD

Safe & Well Visits  
Stay Safe & Warm Visits  
Onward Referrals  
Risk Reduction  
CDRPS – Safer Partnerships  
Safeguarding  
Target hardening


HFS Visits  
Fire-setters  
Station initiatives – High Rise

### Collaboration

### Partnership

### Stand alone

# Managing risks in Neighbourhoods



## Safer Neighbourhoods

Engagement is targeted at local communities to reduce arson and its consequential impacts, including personal and economic loss

|                     |   |  |   |
|---------------------|---|--|---|
| <b>Advice</b>       | Loneliness & Isolation  | Proactive - Seasonal Campaigns   | Reactive - Thematic   |
| <b>Education</b>    | Crucial Crew safety carousels   | LIFE, Family LIFE and SAFE Education – Schools, Princes Trust<br>YEI – Youth Employment Initiative   | Schools Education   |
| <b>Intervention</b> | ICST – Hartlepool<br>CLOs in Safer Partnerships<br>Local MA environmental initiatives | Safer Homes Visits – Home security referrals to Cleveland Police<br>Target Hardening for those under threat of arson<br>CDRPs – Safer Partnerships<br>Safeguarding | Domestic Arson advice<br>Business Arson advice<br>Fire-setter education |
|                     | <b>Collaboration</b>  | <b>Partnership</b>   | <b>Stand alone</b>  |

# Spotlight issues in Stockton (17/18 v 18/19)



## Life Risk – Accidental fires within peoples home

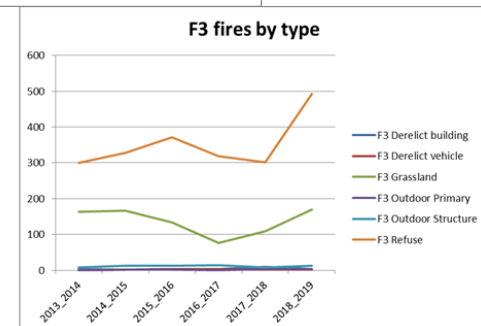
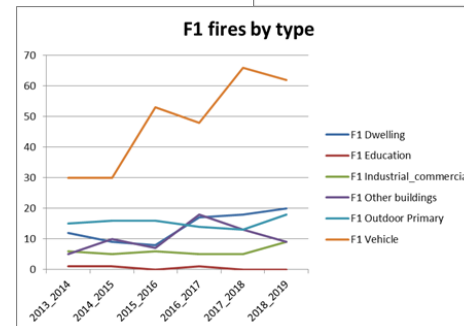
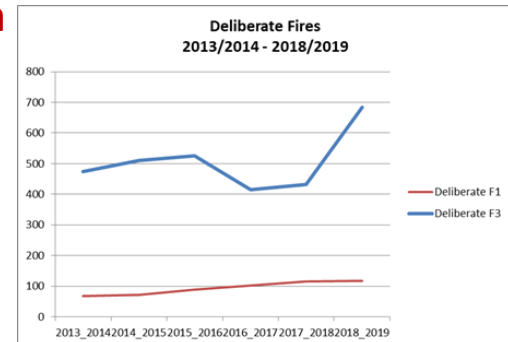
- **Accidental dwelling fires increased by 29%** (34 to 44)

## Economic Risk – Arson and its consequential impact

- **Calculable costs** from arson have **increased by 32%** (£3.4m to £4.5m)
- **Potential consequential costs = est £17.2m - £34.4m**

## Crime related incidents;

- **Arson** has **increased by 46%** (548 to 801)
- **Violence to our staff** has **increased by 55%** (9 to 14)



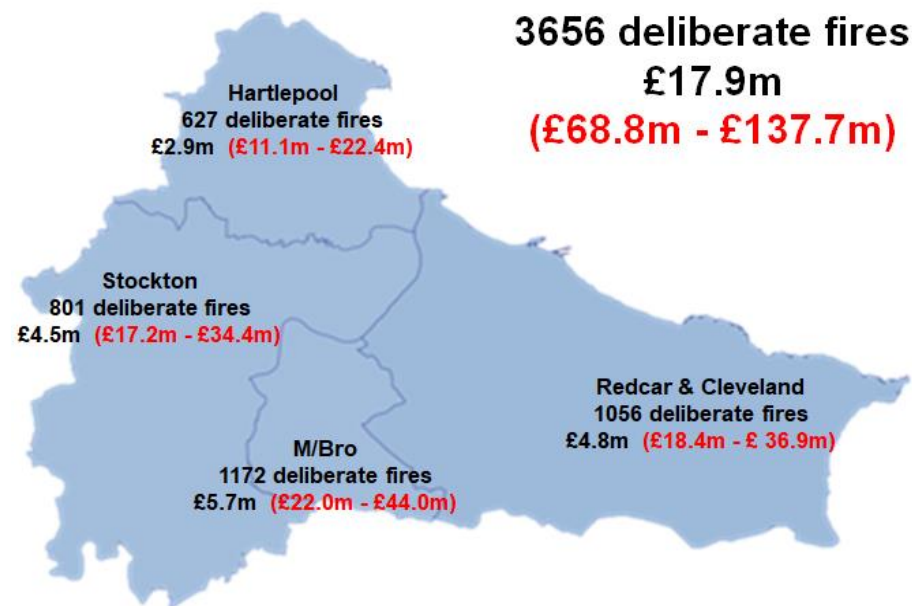


# Effects of crime on CFB; Stockton

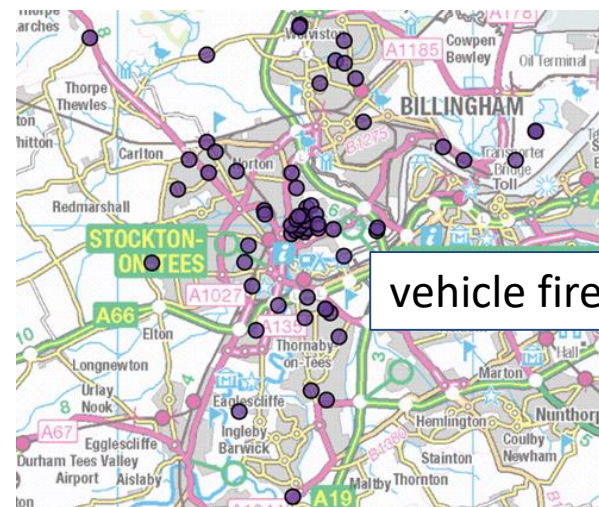


## ARSON (*Criminal Damage Act 1971*)

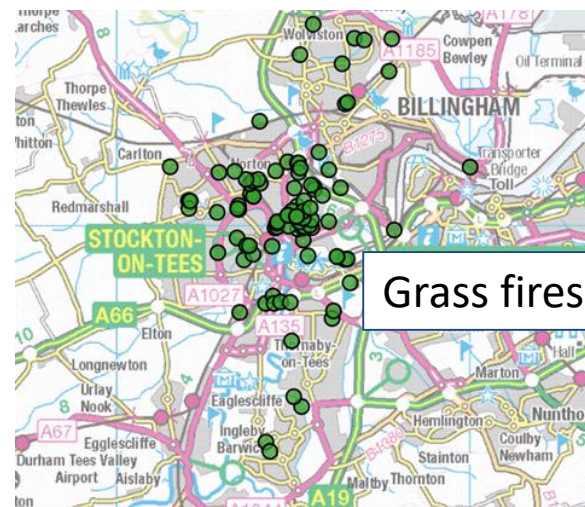
- Arson accounted for **84.9%** (3656) of the total fires (4302) that CFB attended in 18-19
- **Stockton = 801; 22% CFB's total deliberate fires.**
- The direct economic cost to **Stockton** from arson is **£4.5m**  
In reality the real cost is between **£17.2 - £34.4m**
- **3 main arson issues affect Stockton;**
  - **Refuse**
  - **Grassland**
  - **Vehicles**
- **Hotspot areas are;**
  - **Newtown**
  - **Stockton Town Centre**



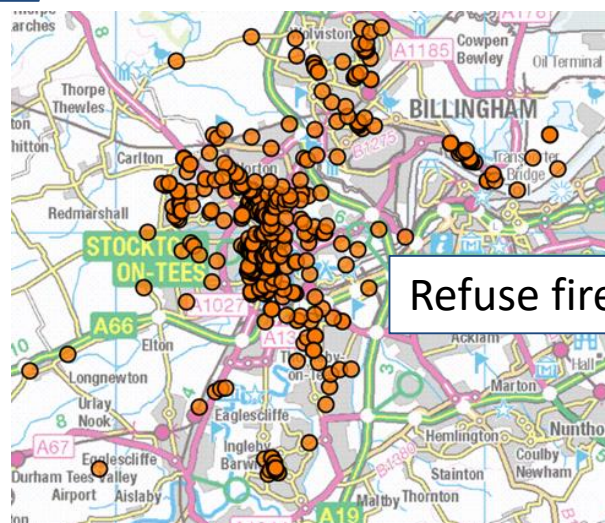
# Local Arson Profile



vehicle fires



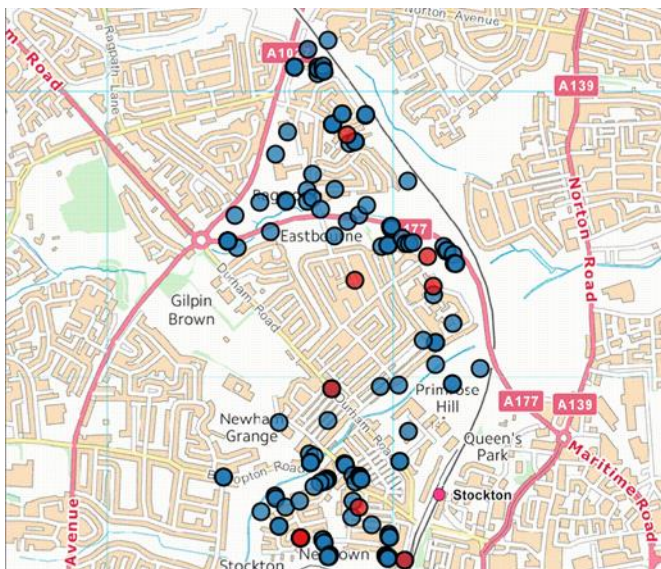
Grass fires



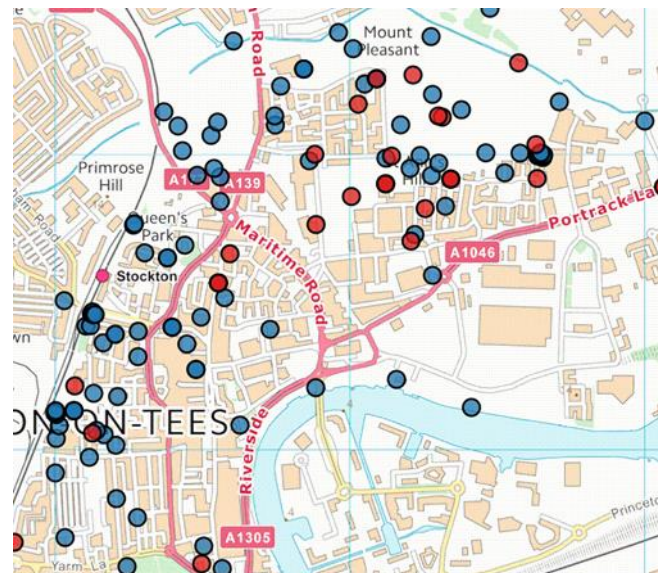
Refuse fires



# Local Arson Profile



Newtown



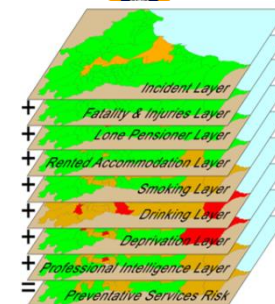
STC

# What are we doing.....

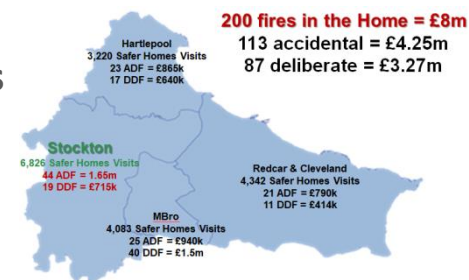


## .....to reduce accidental fires in the HOME; *'Safer Homes'*

- Continually refining our proven risk assessment, contributing to specific JSNA process (**more recently Alcohol & Substance misuse in Stockton**) to identify those most at risk
- Targeting vulnerabilities, partners & organisations for **Vulnerable Person Referrals**
- Working with Safer Partnerships & local partners to **resolve Safeguarding and complex needs** when identified; **Self Neglect, Fuel Poverty, Hoarding**



- Consistently delivering **18 – 19,000 Safer Home Visits** across Cleveland; **6,826 were delivered in Stockton** during the last financial year 2018/19
- Working with partners to develop a multi-agency online tool for self assessment



Project Vision

- Piloting a 'Befriending service' in Hartlepool;** to identify, develop & socially mobilise and empower lonely or isolated people. Looking to secure funding to expand this into Stockton
  - Expanding use of ECINS;** vulnerable person, risk premises (void/derelict), arson hotspots
- Creating the group(s):** Staff identify people who are lonely or isolated and refer them into the initiative. Partners and local agencies also refer people into the initiative
  - 'Safe Place as a Base':** Hartlepool and Headland Fire Stations will be used to regularly bring people together to form a group, advertising the 'Safe Place' building for wider communication by group members
  - Social mobilisation:** Activities are provided to develop social skills and social mobility
  - Upskilling:** Group members are provided with personal development in the arena of Safer Homes, particularly in the area of Fuel Poverty, Winter Warmth, Dementia and Slips Trips & Falls – all linked with isolation.
  - Self-Actualisation:** Group members are offered the opportunity of becoming a 'specialist volunteer' to deliver Safer Homes Visits within Hartlepool District.
  - Expansion:** Showcase achievements and advertise the service to Stockton, Middlesbrough and R&C Local Authorities.

# How are we doing.....



2018 – 19 was our best EVER performance for ADFs

200 fires in the Home = £8m

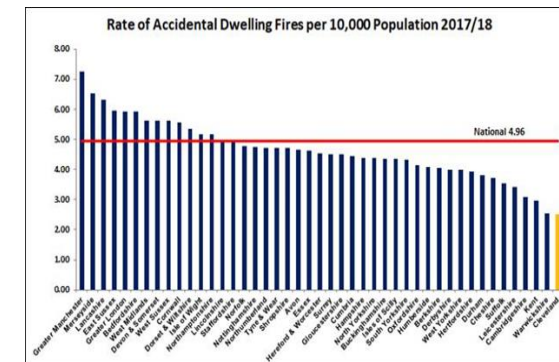
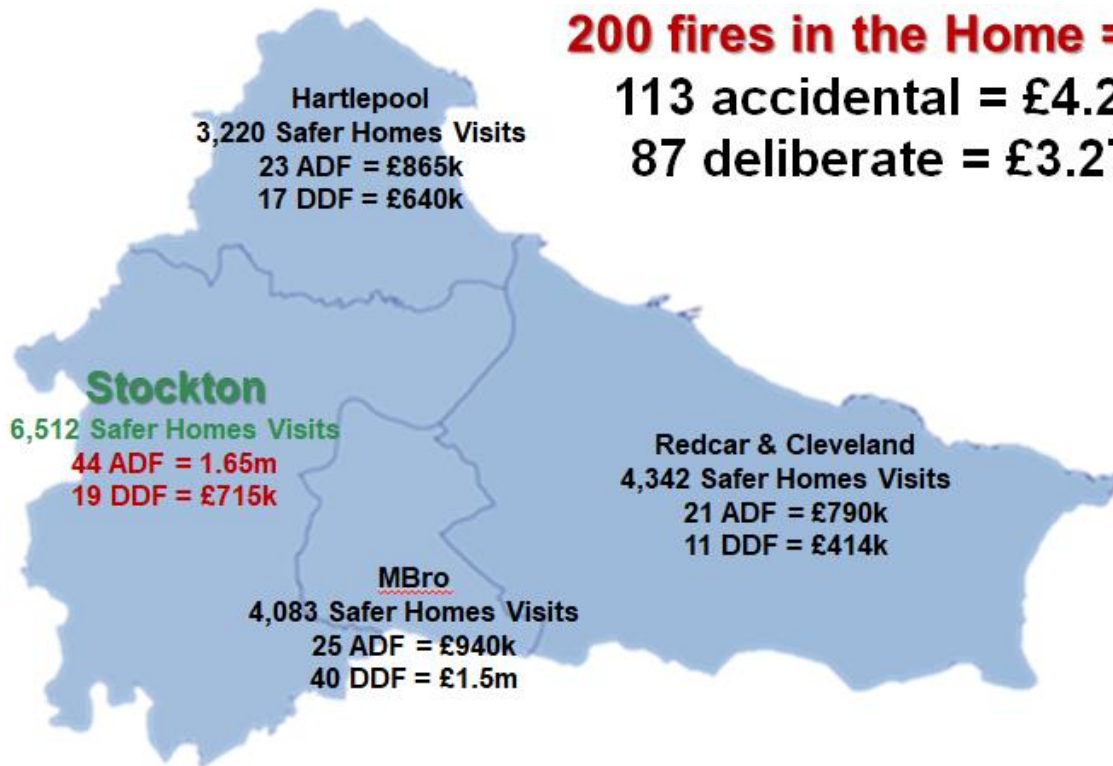
113 accidental = £4.25m

87 deliberate = £3.27m

34%  
REDUCTION IN ADFs  
10 YEARS UP TO 17/18

THE BEST  
BRIGADE IN THE UK  
AT KEEPING PEOPLE  
SAFE IN THEIR HOMES

LOWEST RATE OF ADFs NATIONALLY  
(PER 10,000 POPULATION)



# What are we doing.....



## ....to reduce ARSON; *'Safer Neighbourhoods'*

- **New Arson Reduction Strategy 2019-2022** involving partners and our communities
- Introducing domestic arson advice into our new Safer Homes Visits
- Introducing arson advice for local businesses and building owners
- Introducing new initiatives to **enable and empower local people**; [Fix-My-Street](#)
- Will be **engaging with key stakeholders** including;
  - Local Communities
  - Local Councillors
  - Partners
  - Safer Partnerships
- **Arson conference** to bring key stakeholders together
- Encouraging greater use of Powers under the Anti Social Behaviour Crime & Policing Act
- Encouraging the collaborative development of a Void / Derelict Property Risk register
- Developing **Partnership Seasonal Campaigns** aimed at reducing arson demand increases during school holidays
- Looking into the use of drones as a deterrent and a means to support prosecution

# Questions....



With your support our local area issues associated with fire and crime i.e. **ARSON**, can be challenged through more effective Collaboration and Partnership working.

Further info on your local incidents visit;

<https://www.clevelandfire.gov.uk/ourperformance/1.htm>

<https://www.clevelandfire.gov.uk/about/our-priorities-how-we-are-doing/>